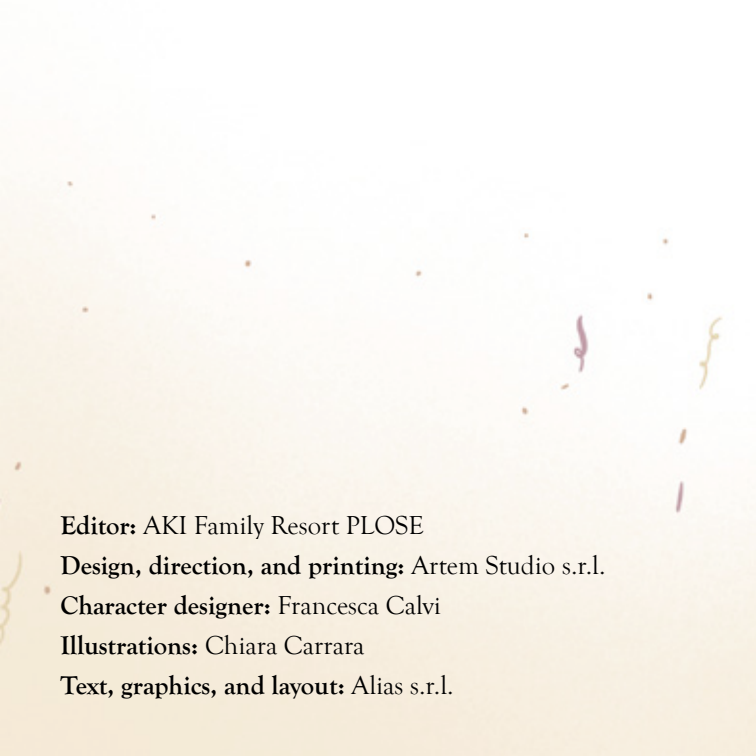


AKI AND THE BIRTHDAY PARTY





Editor: AKI Family Resort PLOSE

Design, direction, and printing: Artem Studio s.r.l.

Character designer: Francesca Calvi


Illustrations: Chiara Carrara

Text, graphics, and layout: Alias s.r.l.

AKI AND
THE BIRTHDAY
PARTY







The most important day of the year is finally here. It's Aki's birthday!

Even the Sun is happy, shining higher than usual in the sky.
His fluffy friends the clouds all look like hearts made of whipped cream.



‘Everything is perfect,’ Aki thinks. For his birthday, he wants to throw a party with all his friends. He heads into the kitchen to make a delicious cake.



‘Here is the flour, but... the eggs? And the milk? And the fruit?’ Aki wonders as he opens the kitchen cupboards.





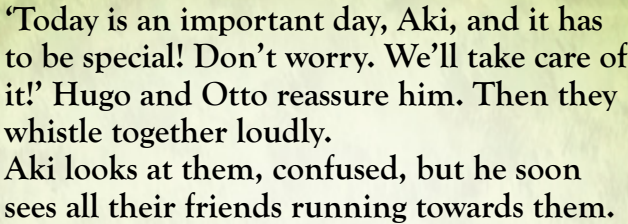
‘There’s nothing left,’ he says sadly.
‘How can I make a cake with just
flour? Today is the worst
day of the year!’

Aki walks out, dragging his feet. ‘Happy birthday!’ shout the alpacas Hugo and Otto when they see him.

‘Hey, why are those wings so low?’ says Hugo. ‘I don’t have the ingredients I need to make a cake,’ Aki explains, ‘so I can’t have a birthday party.’










‘Come on, friends! Aki needs ingredients to make his birthday cake,’ says Hugo. The animals nod and everyone enters the forest. ‘I’ve found some raspberries,’ says Conny the hedgehog. ‘And we have honey from our friend the bee,’ say Ravi the bear and Oliver the squirrel.





‘Welcome to our house!’ the goats
say as the friends reach their farm.
‘Here is fresh milk from our friend
the cow,’ says Mila.



‘And here are some eggs from our friends the hens,’ Lina adds. Now Aki has everything he needs to make a birthday cake for his friends!





They all go to Aki's house and make the cake together.

'Flour, eggs, milk, raspberries... this cake will be delicious!' says Oliver.



Oliver cuts the raspberries, Aki mixes all the ingredients, and Conny turns on the oven. 'Good, everything is ready. Let's bake it!' says Franzi the fawn.

While the cake is in the oven, the friends take a dip in the pool.



Aki has so much fun that his cheeks hurt
from laughing.





The little eagle relaxes, floating on the water.
He doesn't realise that his friends are secretly
blowing up balloons and lighting the candles
on the cake.



‘Happy birthday!’ they all shout. ‘We love you, Aki!’ ‘Thank you, friends!’ Aki says. He is very happy.



**'I'm so lucky to have friends like you!
Today really is the best day of the year!'**




SEVEN POTS CAKE



Learning objectives: logical/mathematical abilities



UTENSILS:


1 spoon, 1 empty yoghurt pot, 1 bowl to prepare the batter, 1 24-cm cake tin


INGREDIENTS:

 (125 g) of plain yoghurt




 +  of sugar


 +  of flour


 of cornflour or potato flour

 of vegetable or olive oil

To be a friend
of nature, choose
a paper or glass
yoghurt pot.

 +  +  eggs

 of baking powder

 of salt

INSTRUCTIONS:

1. Place 1 pot of yoghurt and 1 pot of oil in a bowl along with the 3 eggs. Use a mixer to blend everything until it is creamy.
2. Add 2 pots of sugar, 2 pots of flour, 1 pot of cornflour, a sachet of baking powder, and a pinch of salt. Mix everything well!
3. Pour the batter into a cake tin lined with parchment paper and bake it for 30 minutes at 180°C.
4. Ding! The cake is ready! Decorate it with icing sugar or make it even tastier... spread some chocolate on top and add coloured sprinkles.



With the help of his inseparable friends,
Aki makes a delicious cake
for a special day. What fun it is to celebrate
a birthday with a dip in the pool!



printed
with the sun
using energy from
renewable sources

